

# Please read this leaflet if you have been prescribed **Cosentyx<sup>®</sup> (secukinumab)** **300 mg**

**This is a different pen from the 150 mg dose and so will affect the administration of your medication.**



Scan (or click if viewing digitally) the QR code to watch the UnoReady<sup>®</sup> pen video.

The QR code on the left is intended for patients with Psoriatic Arthritis, Ankylosing Spondylitis, or non-radiographic Axial Spondyloarthritis.

The QR code on the right is for patients with Psoriasis or Hidradenitis Suppurativa.



Always use Cosentyx<sup>®</sup> exactly as your doctor or nurse has described.

This leaflet does not replace the Patient Information Leaflet (PIL) that is provided with your medication, or advice from your doctor or nurse.

Always read the PIL before starting your treatment and use Cosentyx<sup>®</sup> exactly as your doctor or nurse has described.

It is important not to try and inject yourself until you have been trained by your doctor, nurse, or pharmacist – please check with them if you are unsure.

**This leaflet is intended for adult patients who have been prescribed Cosentyx<sup>®</sup>.**

This material has been produced and funded by Novartis Pharmaceuticals UK Ltd.

UK | May 2025 | FA-11423848-1

© 2025 Novartis Pharmaceuticals UK Ltd



# How does this impact your dosing schedule?

Please reach out to your doctor or healthcare team if you have any questions

**Make sure you check the pen that you receive and only administer one UnoReady® pen injection as prescribed by your doctor, as you may have an alternative dosing schedule**

Your doctor will decide your dose and duration of Cosentyx®. <sup>1</sup>

Recommended dosing (If you are starting Cosentyx® for the first time) :

After the first dose you will receive further weekly injections at Weeks 1, 2, 3, and 4 followed by monthly maintenance injections. Based on your response, further adjustments to your dose may be recommended by your doctor.<sup>1</sup>

Adult plaque psoriasis:

The recommended dose is 300 mg by subcutaneous injection.<sup>1</sup>

Adult psoriatic arthritis:

If you have both psoriatic arthritis and moderate to severe plaque psoriasis, your doctor may adjust your dose as needed.<sup>1</sup>

For patients who did not respond well to medicines called tumour necrosis factor (TNF) blockers, the recommended dose is 300 mg by subcutaneous injection.<sup>1</sup>

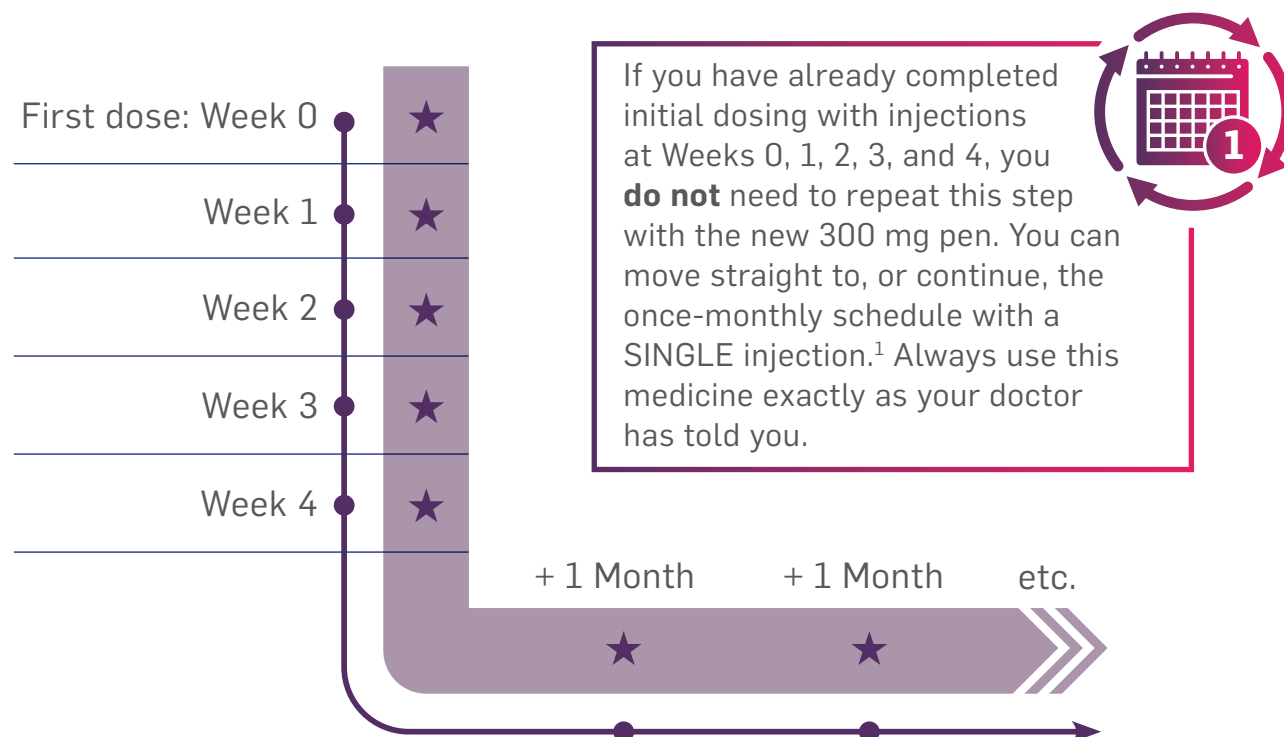
For other patients with psoriatic arthritis, the recommended dose is 150 mg by subcutaneous injection.<sup>1</sup>

Ankylosing spondylitis (radiographic axial spondyloarthritis):

The recommended dose is 150 mg by subcutaneous injection. Based on your response, your doctor may increase your dose to 300 mg.<sup>1</sup>

Non-radiographic axial spondyloarthritis:


The recommended dose is 150 mg by subcutaneous injection.<sup>1</sup>



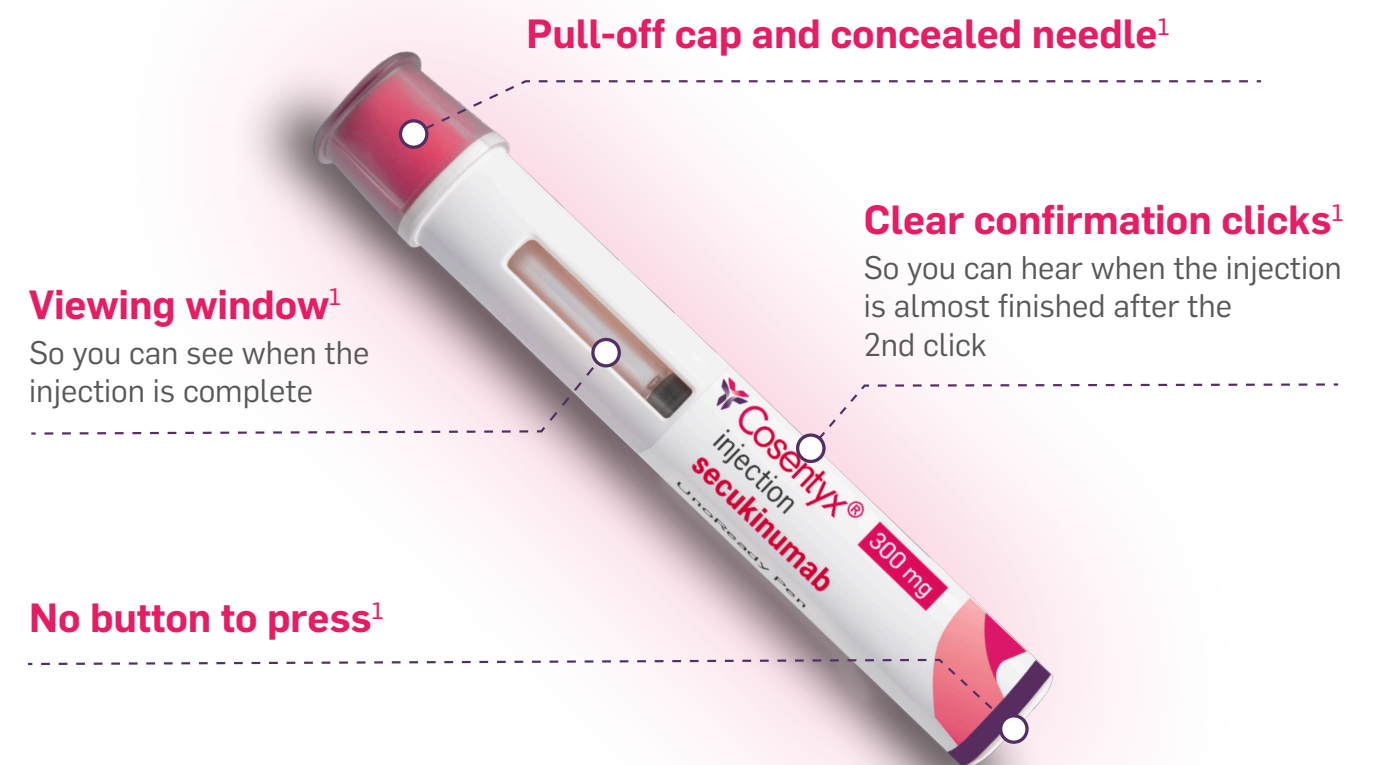
# The UnoReady® 300 mg pen provides a 300 mg dose in one injection<sup>1</sup>

Please reach out to your doctor or healthcare team if you have any questions

**The pen allows you to take your 300 mg dose in ONE injection instead of using TWO**



**...and has some similar features to the SensoReady® 150 mg pen <sup>1,2</sup>**



# Similar administration to the SensoReady® 150 mg pen with some key differences<sup>1,2</sup>

Please reach out to your doctor or healthcare team if you have any questions

**Please read the instruction leaflet that can be found inside the Cosentyx® pack before using your UnoReady® pen**

## PREPARE

- Take your UnoReady® 300 mg pen out of the refrigerator **30–45 minutes** before you want to use it and allow it to come to **room temperature**. This is longer than you might be used to with the SensoReady® pen
- Prepare your skin for injection using an alcohol wipe
- Only take the cap off when you are **ready to use** the pen to inject the dose
- When injecting using the UnoReady® pen, remember to **Click, Watch, Click & Wait**
- Make sure you hold down the UnoReady® pen **firmly** at the injection site, to ensure the injection can be completed

## CLICK

Press the pen firmly against your skin, at 90 degrees to the body, to start the injection. The **1st click** indicates that the injection has started.

## WATCH

Keep holding the pen firmly against your skin. A green indicator with a grey tip will start to fill the device window as the injection continues. The UnoReady® pen **may take slightly longer** to administer than the SensoReady® pen.

## CLICK & WAIT

Several seconds later, a **2nd click** will tell you that the injection is almost finished. When the green indicator with a grey tip fills the window and stops moving, the injection is complete. **Top tip:** Wait for a couple of seconds after the second click if you cannot see the window.

### References:

1. Cosentyx® 300 mg Patient Information Leaflet. Available at: <https://www.medicines.org.uk/emc/files/pil.11973.pdf>
2. Cosentyx® 150 mg Patient Information Leaflet. Available at: <https://www.medicines.org.uk/emc/files/pil.3669.pdf>

### Safety information

Stop using Cosentyx® and tell your doctor or seek medical help immediately if you experience any of the following side effects:

- Serious side effects: possible serious infection (signs may include: fever, flu-like symptoms, feeling tired or short of breath, persistent cough, red and/or painful skin that may be blistered, or a burning sensation when urinating) or serious allergic reaction (signs may include: difficulty breathing/swallowing, low blood pressure which may cause dizziness or a light-headed feeling, swelling of the face/lips/tongue/throat, severe itching of the skin with a red rash/bumps)
- Very common side effects: upper respiratory tract infections (signs may include a sore throat or stuffy nose)
- Common side effects: cold sores, diarrhoea, runny nose, athlete's foot, headache, nausea, fatigue, eczema

### Reporting side effects:

If you get side effects with any medication you are taking, talk to your doctor, pharmacist or nurse. This includes any possible side effects not listed in the information leaflet that comes in the pack. You can also report side effects via the Yellow Card Scheme at [yellowcard.mhra.gov.uk](https://yellowcard.mhra.gov.uk) (UK). By reporting side effects you can help provide more information on the safety of your medication.