

SCEMBLIX - Mechanism of action (MOA) - HCP

[Prescribing information](#)

Image



Image



 **SCEMBLIX®▼**
(asciminib) 20 mg, 40 mg tablets


SCEMBLIX®▼ (asciminib) is indicated for the treatment of adult patients with Philadelphia chromosome-positive chronic myeloid leukaemia (Ph + CML) in chronic phase (CP), previously treated with two or more tyrosine kinase inhibitors, and without a known T315I mutation.¹

Mechanism of action (MOA)


SCEMBLIX®▼ (asciminib) is the first and only STAMP inhibitor²⁻⁴

Learn how the unique MOA of SCEMBLIX enhances its specificity in treating CML.²


SCEMBLIX targets a different site on BCR-ABL1 - the myristoyl pocket²⁻⁴

A dark blue rectangular graphic with a subtle light effect at the top. It contains white text and logos. The main text reads 'A Different Way to Treat CML: SCEMBLIX¹⁻³'. Below this is the SCEMBLIX logo, which consists of a stylized 'S' inside a circle, followed by the word 'SCEMBLIX' in a bold sans-serif font, a registered trademark symbol, and a downward-pointing triangle. Underneath the logo is the text '(asciminib) 20 mg, 40 mg tablets'. Further down is the text 'STAMP, Specifically Targeting the ABL1 Myristoyl Pocket¹'. At the bottom left is the Novartis logo and the word 'NOVARTIS'. At the bottom right is the text 'Prescribing information can be found via the link above this video'.

**A Different Way to
Treat CML: SCEMBLIX¹⁻³**

 **SCEMBLIX[®]** ▼
(asciminib) 20 mg, 40 mg tablets

STAMP, Specifically Targeting the ABL1 Myristoyl Pocket¹

 **NOVARTIS**

Prescribing information can be found via the link above this video

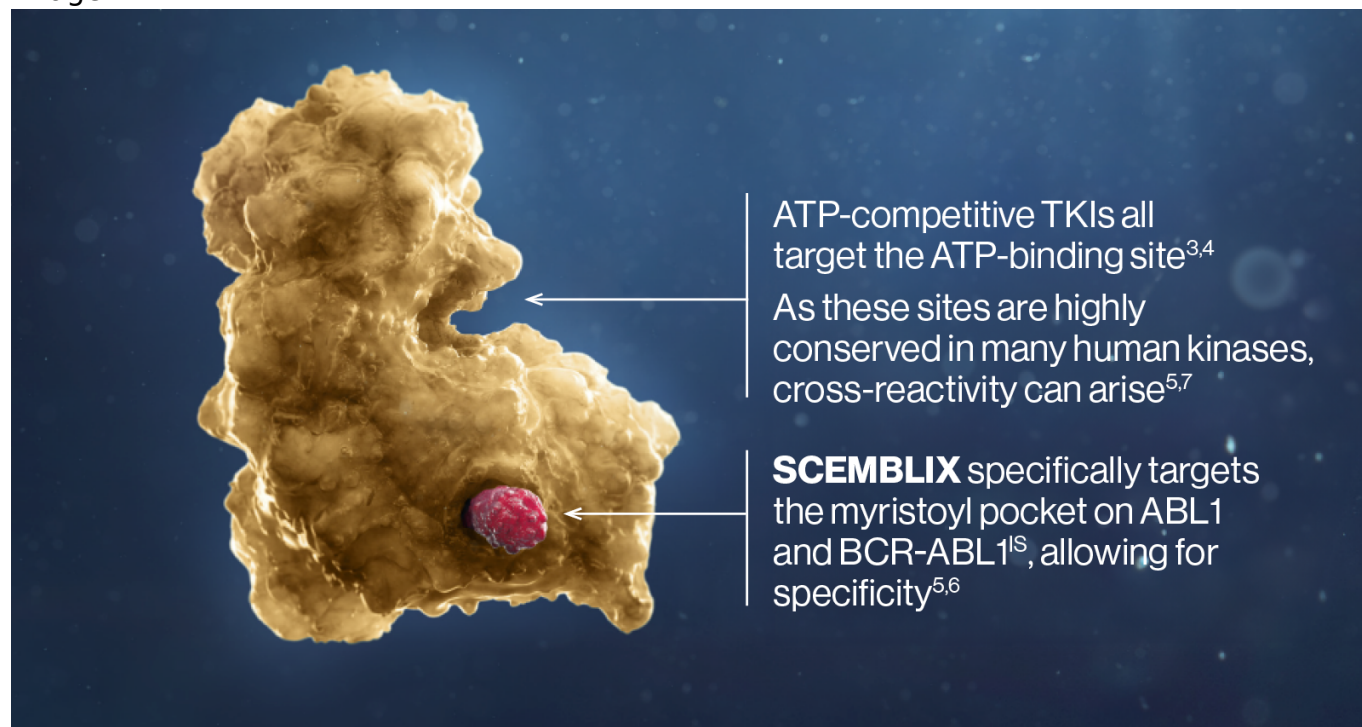
VIDEO

In people who do not have CML, the myristoyl pocket is occupied by the N-terminal portion

of ABL1, maintaining the protein in an inactive conformation.^{5,6}

In BCR-ABL1, the myristoyl pocket is vacant, activating the kinase.^{5,6}

Image



SCENBLIX is a first-in-class STAMP inhibitor. Binding specifically to the myristoyl pocket, it potentially inactivates BCR-ABL1 via allosteric inhibition.²

With its unique MOA, SCENBLIX offers a different approach for treating CML⁵⁻⁷

SCENBLIX demonstrated superior efficacy and a favourable safety profile vs bosutinib at Week 24²

[Explore the data](#)

ATP, adenosine triphosphate; BCR-ABL, breakpoint cluster region and Abelson murine leukaemia viral oncogene homologue; CI, confidence interval; CML, chronic myeloid leukaemia; CP, chronic phase; MMR, major molecular response; MOA, mechanism of action; Ph + CML, Philadelphia chromosome-positive chronic myeloid leukaemia; STAMP, specifically targeting the ABL1 myristoyl pocket; TKI, tyrosine kinase inhibitor.

For further information, please refer to the [Summary of Product Characteristics](#).

References:

1. SCEMBLIX (asciminib) Summary of Product Characteristics.
2. Réa D, et al. *Blood* 2021;138(21):2031-2041.
3. Redaelli S, et al. *J Clin Oncol* 2009;27(3):469-471.
4. Schoepfer J, et al. *J Med Chem* 2018;61(18):8120-8135.
5. Hughes TP, et al. *N Engl J Med* 2019;381(24):2315-2326.
6. Manley PW, et al. *Leuk Res* 2020;98:106458.
7. Iacob RE, et al. *PLoS One* 2011;6(1):e15929.

UK | November 2024 | FA-11311670

Adverse events should be reported. Reporting forms and information can be found at www.mhra.gov.uk/yellowcard. Adverse events should also be reported to Novartis online through the pharmacovigilance intake (PVI) tool at www.novartis.com/report, or alternatively email medinfo.uk@novartis.com or call 01276 698370.

Source URL:

<https://www.pro.novartis.com/uk-en/medicines/haematology/scemblix/mechanism-of-action>